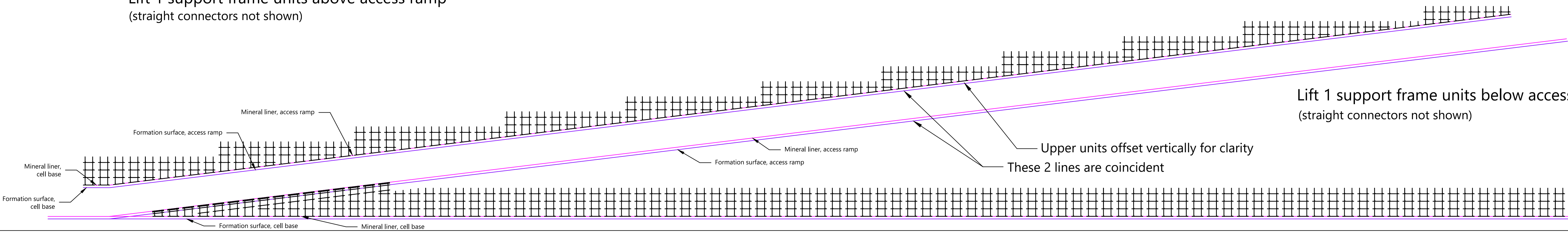


Lift 1 support frame units above access ramp
(straight connectors not shown)



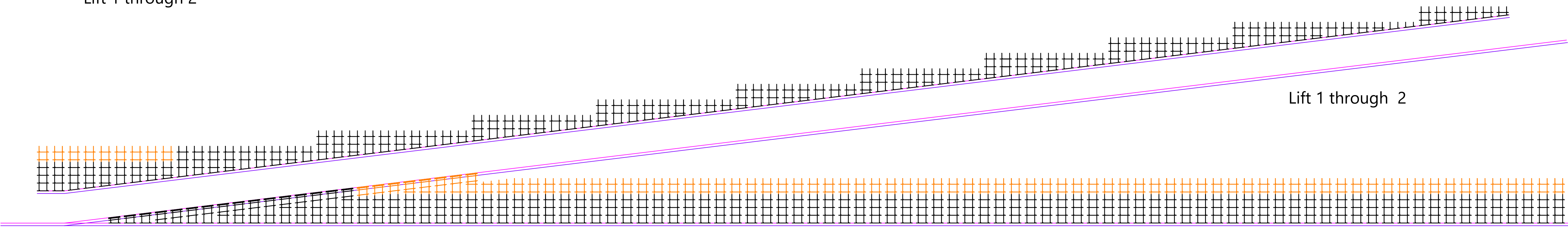
Lift 1 support frame units below access ramp
(straight connectors not shown)

This design is subject to final approval.

Drawings should be read in conjunction with the conceptual design statement report which presents full and detailed specifications.

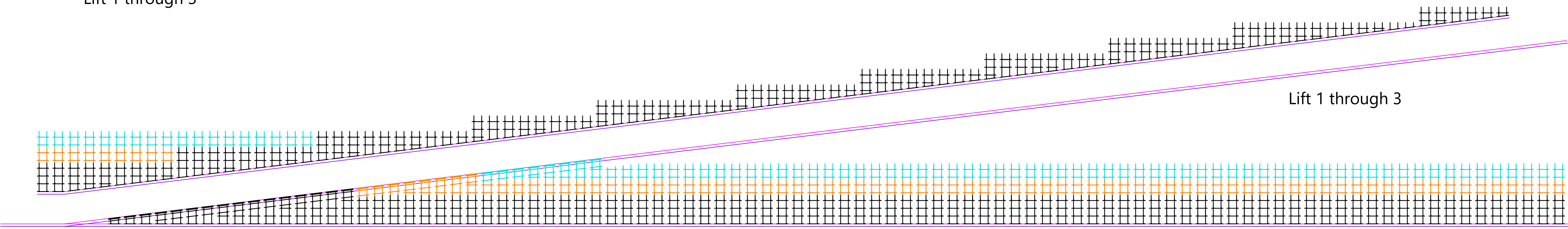
The upper support frame units are shown offset vertically for clarity.

Lift 1 through 2



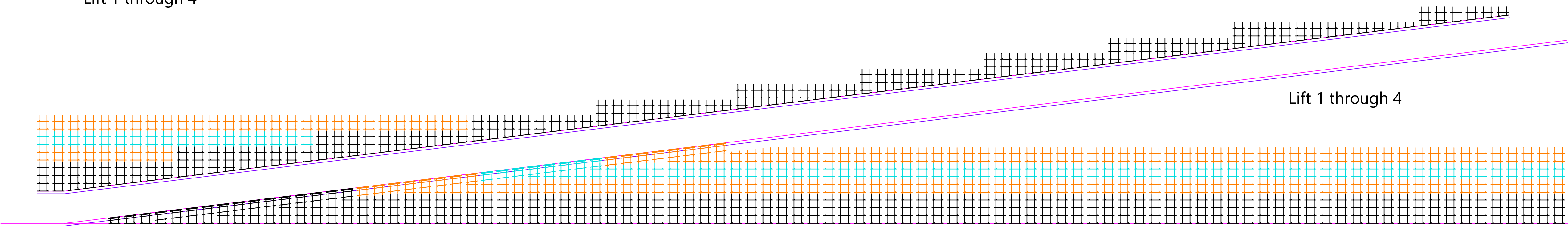
Lift 1 through 2

Lift 1 through 3



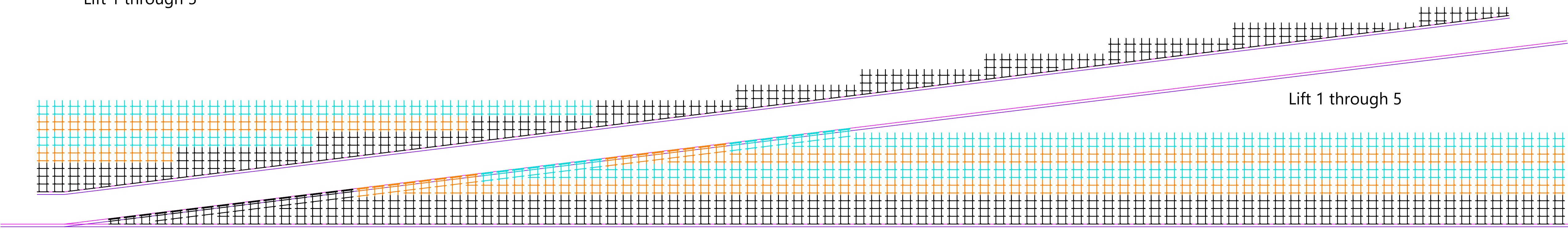
Lift 1 through 3

Lift 1 through 4



Lift 1 through 4

Lift 1 through 5



Lift 1 through 5



PROJECT TITLE			
Construction of a Steep Wall Non-Hazardous Waste Cell			
PROJECT NUMBER			
30499			
CLIENT			
Wasteserv Malta Ltd.			
LOCATION			
Maghtab Environmental Complex			
DRAWING TITLE			
Access ramp support frame first 5 lifts			
REVISIONS			
0	17/08/2021	DB	First issue
Rev	Date	Chkd	Description
DESIGNED		DRAWN	
RWIS		RWIS	
SCALES @ A1		DATE	
1:450		17/08/2021	
<div>CQA</div> <div>CQA INTERNATIONAL LTD</div>			
DRAWING NUMBER			REV
30499/WSM/SW/27			00